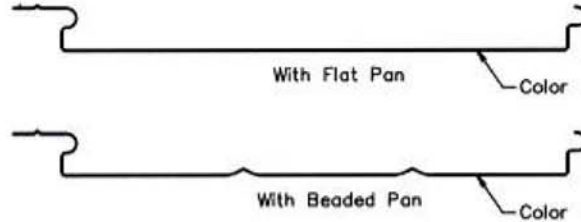


A12 Soffit Panel



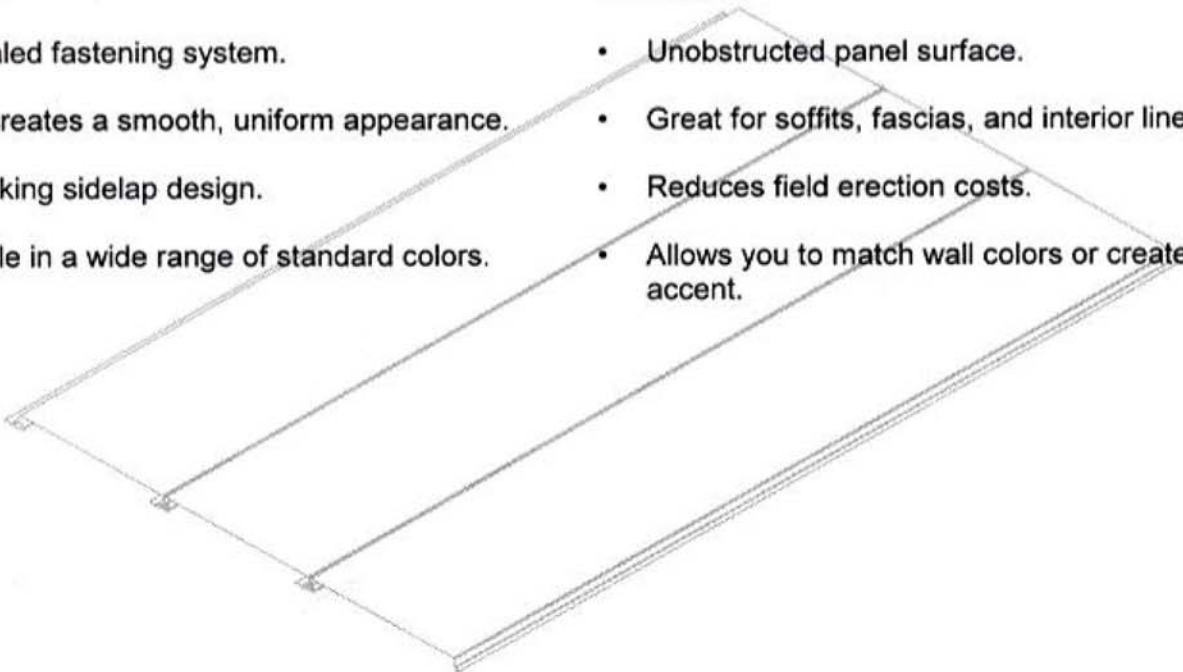
Architectural Soffit/Fascia Panel System	Concealed Fasteners	Recommended For Soffits, Fascias & Interior Liner	12" Coverage	Apply over Structural Framing or Solid Substrate
--	---------------------	---	--------------	--

Features:

- Concealed fastening system.
- Panel creates a smooth, uniform appearance.
- Interlocking sidelap design.
- Available in a wide range of standard colors.

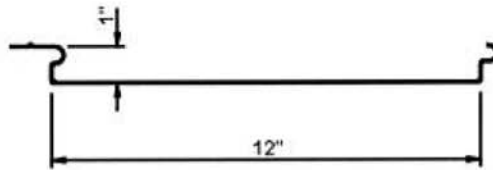
Benefits:

- Unobstructed panel surface.
- Great for soffits, fascias, and interior liner.
- Reduces field erection costs.
- Allows you to match wall colors or create accent.

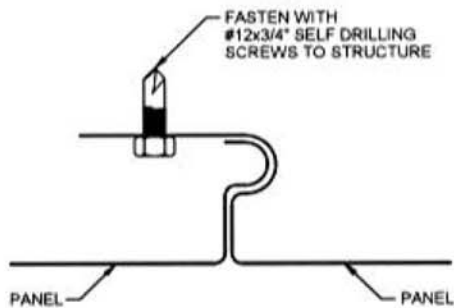


A12 Soffit Panel

Panel Detail



Sidelap Detail



A12 Panel General Information

- 1.0 Slope**
A12 panels are intended for horizontal soffit use. They may be applied vertically on building interiors as liner panels. It is not recommended to use A12 panels vertically on a building's exterior.
- 2.0 Substructure**
A12 is designed to be placed over open structural framing but can be used in conjunction with a solid substructure. To avoid panel distortion, be sure the substructure is uniform and properly aligned.
- 3.0 Coverage**
Each panel has a net coverage width of 12".
- 4.0 Lengths**
Minimum factory cut length is 4'-0". Maximum length is 20'-0".
- 5.0 Fasteners**
Panels are fastened with #12x3/4 self-drilling screws.
- 6.0 Availability**
24 gauge standard in all colors, 26 gauge in white, burnished slate, and saddle tan.